

HOW WE TAKE BACK THE HOUSE OF REPRESENTATIVES

*WHAT YOU CAN DO IN
CALIFORNIA*

***BY REP. TED LIEU
(TEDLIEU@HOTMAIL.COM)***

PROTECT DEMOCRATIC INCUMBENTS IN SWING DISTRICTS

4 Frontline Representatives in CA

Rep. Ami Bera (CA-07)

Rep. Salud Carbajal (CA-24)

Rep. Raul Ruiz (CA-36)

Rep. Scott Peters (CA-52)



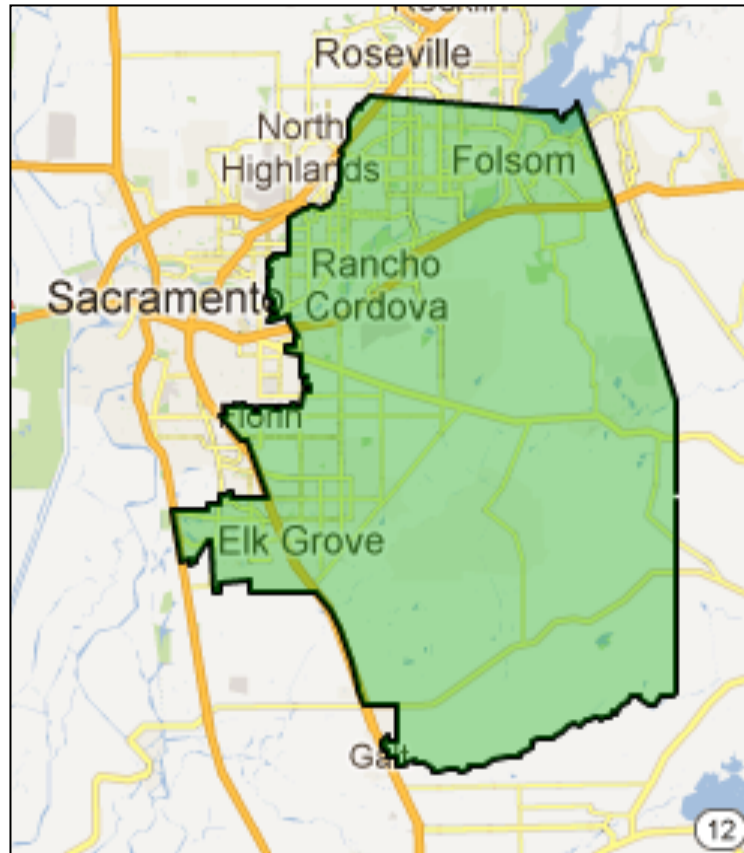
CA-07 (REP. BERA)

Presidential Results

- Clinton: 52.3%
- Trump: 40.9%

Congressional Results

- Bera: 51.2%, 152,133 votes
- Jones: 48.8%, 145,168 votes



County Breakdown

- 297,301 Congressional votes cast
- Entirely located in Sacramento County

Demographic Analysis

- Bera bested Jones by over performing in minority, Democratic-base communities such as Sacramento and Elk Grove.



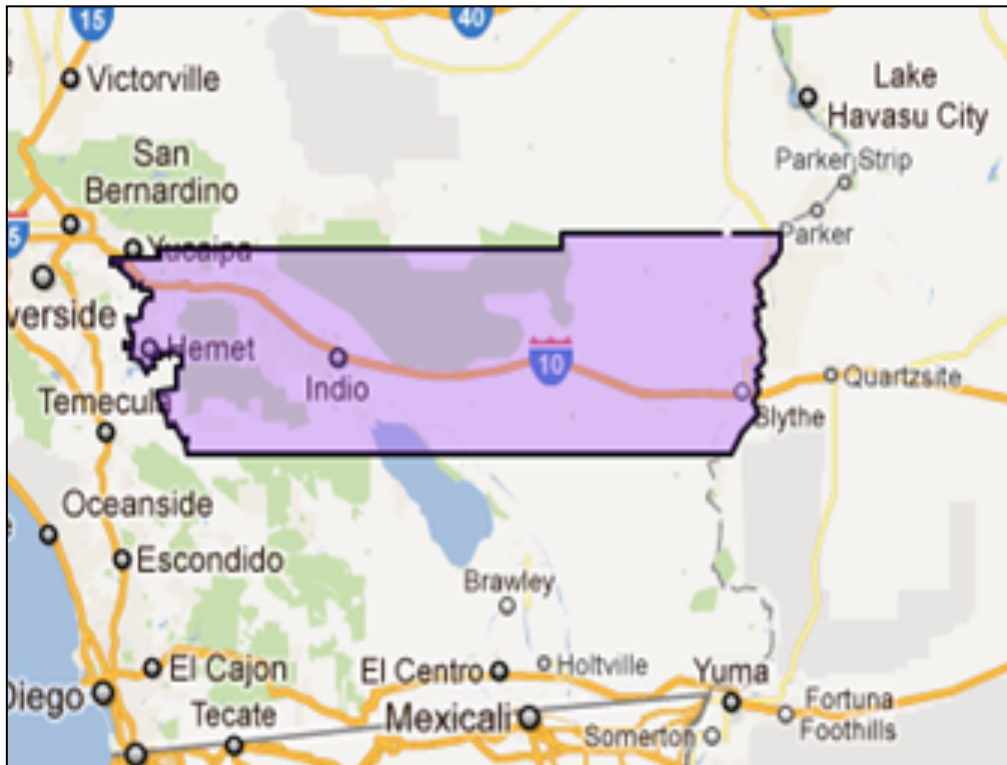
CA-36 (REP. RUIZ)

Presidential Results

- Clinton: 52.2%
- Trump: 43.4%

Congressional Results

- Ruiz: 62.1%, 144,348 votes
- Stone: 37.9%, 88,269 votes



County Breakdown

- 232,617 Congressional votes cast
- Entirely located in Riverside County

Demographic Analysis

- Ruiz surpassed Clinton by 9.9 points and average Democratic performance by 11.2 points.



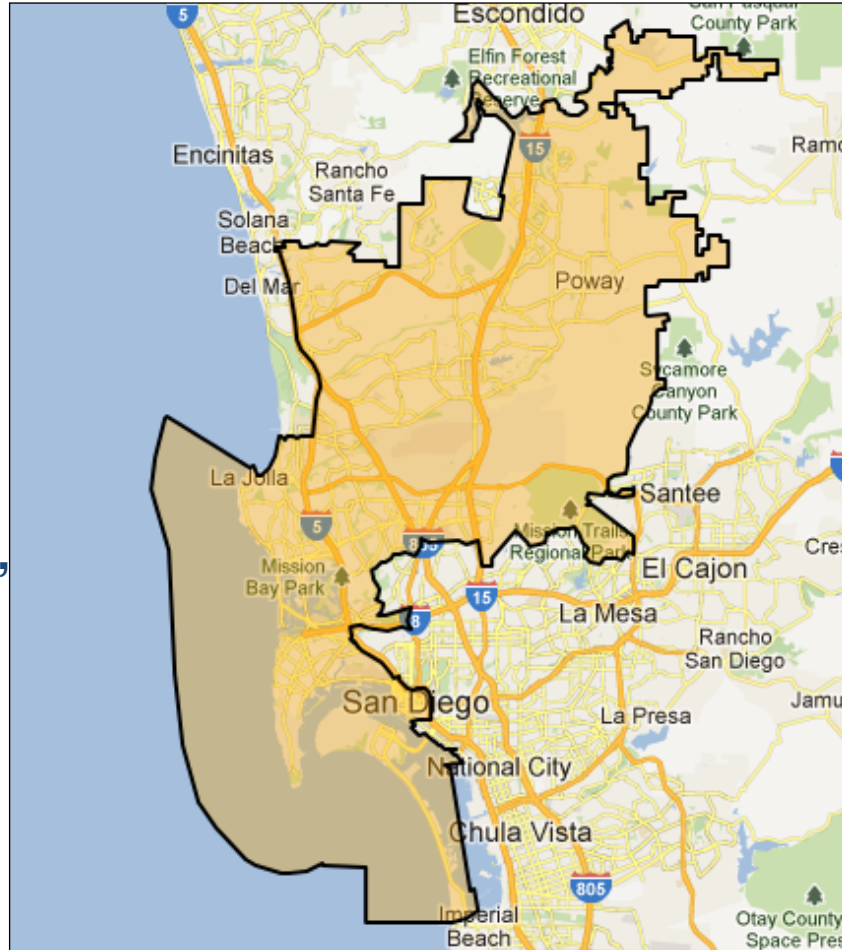
CA-52 (REP. PETERS)

Presidential Results

- Clinton: 58.1%
- Trump: 35.6%

Congressional Results

- Peters: 56.6%, 181,253 votes
- Gitscham: 43.5%, 139,403 votes



County Breakdown

- 320,656 Congressional votes cast
- Located in San Diego County

Demographic Analysis

- Peters won a decisive victory in a traditionally challenging seat due to a more advantageous early vote and a weak challenger.



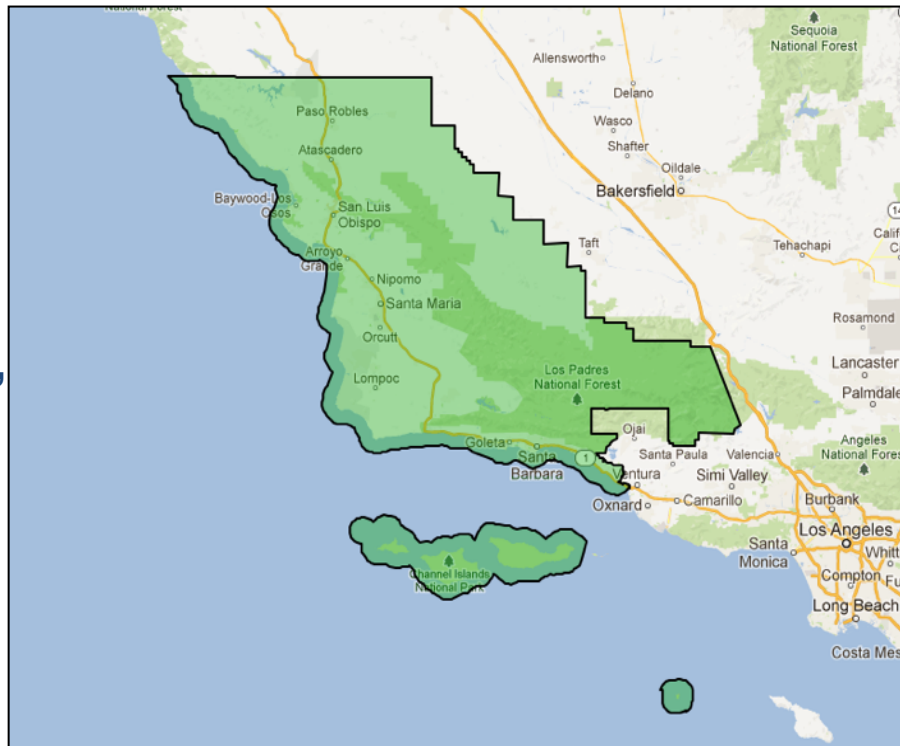
CA-24 (REP. CARBAJAL)

Presidential Results

- **Clinton: 56.7%**
- **Trump: 36.5%**

Congressional Results

- **Carbajal: 53.4%,
166,034 votes**
- **Fareed: 46.6%,
144,780 votes**



County Breakdown

- **San Luis Obispo:
133,428 votes
cast (42.9%)**
- **Santa Barbara:
173,310 votes
cast (55.8%)**
- **Ventura: 4,076
votes cast (1.3%)**

Demographic Analysis

- **Higher turnout
and greater
support in his
home county of
Santa Barbara
helped propel
Carbajal to his
win.**



FLIP 7 RED DISTRICTS TO BLUE DISTRICTS

14 Republican held seats

7 districts won by Sec. Clinton but currently held by a Republican Incumbent

- Jeff Denham (CA-10)
- David Valadao (CA-21)
- Steve Knight (CA-25)
- Ed Royce (CA-39)
- Mimi Walters (CA-45)
- Dana Rohrabacher (CA-48)
- Darrell Issa (CA-49)

7 Districts won by Trump:

- Doug LaMalfa (CA-01)
- Tom McClintock (CA-04)
- Paul Cook (CA-08)
- Devin Nunes (CA-22)
- Kevin McCarthy (CA-23)
- Kevin Calvert (CA-42)
- Duncan Hunter (CA-50)



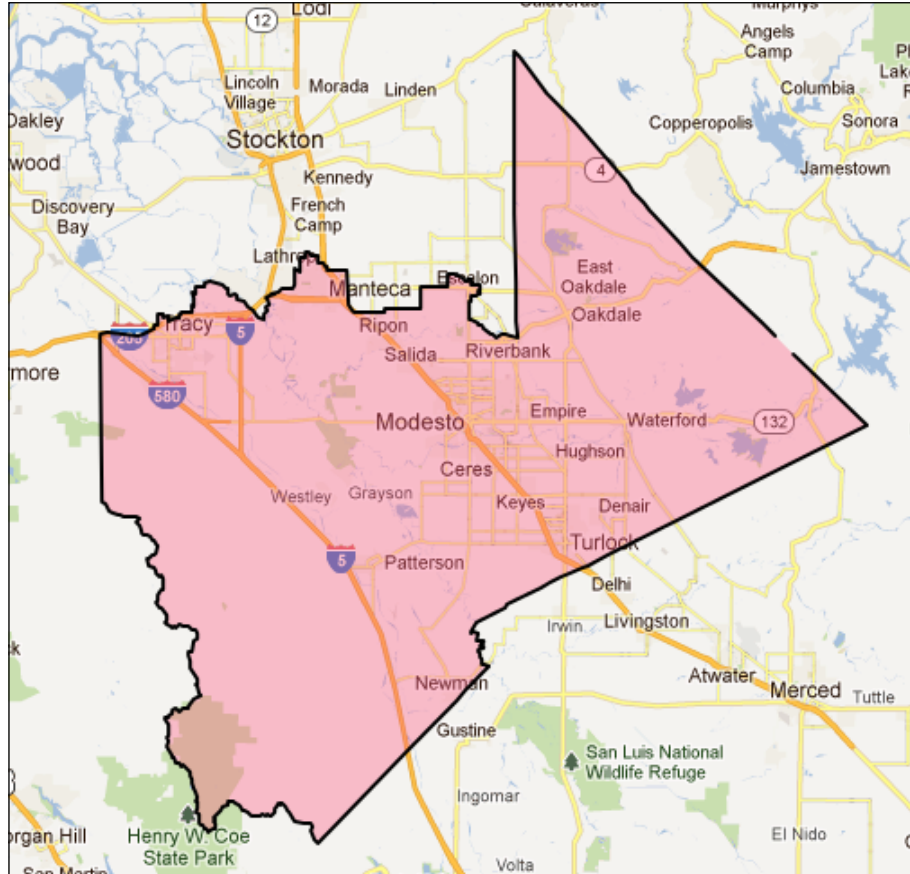
CA-10 (REP. DENHAM)

Presidential Results

- Clinton: 48.5%
- Trump: 45.5%

Congressional Results

- Eggman: 48.3%, 116,470 votes
- Denham: 51.7%, 124,671 votes



County Breakdown

- San Joaquin: 69,174 Congressional votes cast (28.7% of district)
- Stanislaus: 171,697 votes cast (71.3%)



CA-21 (REP. VALADAO)

Presidential Results

- Clinton: 55.2%
- Trump: 39.7%

Congressional Results

- Huerta: 43.3%, 57,282 votes
- Valadao: 56.7%, 75,126 votes



County Breakdown

- Fresno: 45,135 votes (34.1% of district)
- Kern: 48,955 votes (37.0% of district)
- Kings: 33,988 votes (25.7% of district)
- Tulare: 4,330 votes (3.2% of district)



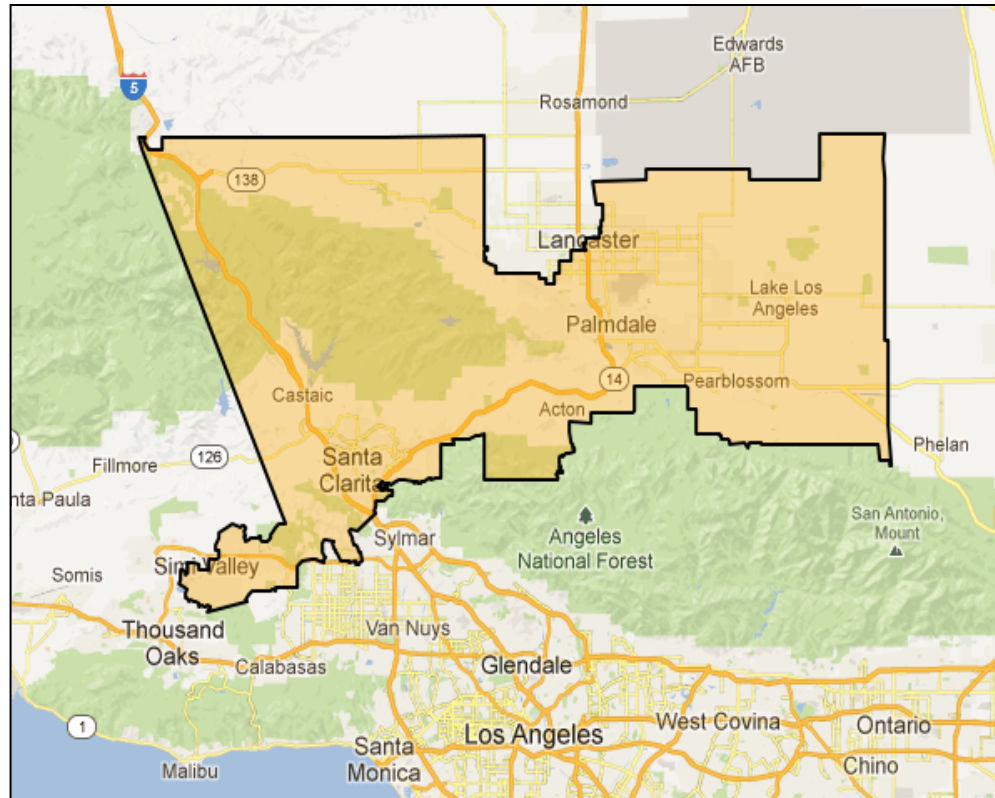
CA-25 (REP. KNIGHT)

Presidential Results

- **Clinton: 50.3%**
- **Trump: 43.6%**

Congressional Results

- **Caforio: 46.9%, 122,406 votes**
- **Knight: 53.1%, 138,755 votes**



County Breakdown

- **Los Angeles: 208,507 votes cast (79.8%)**
- **Ventura: 52,654 votes cast (20.2%)**



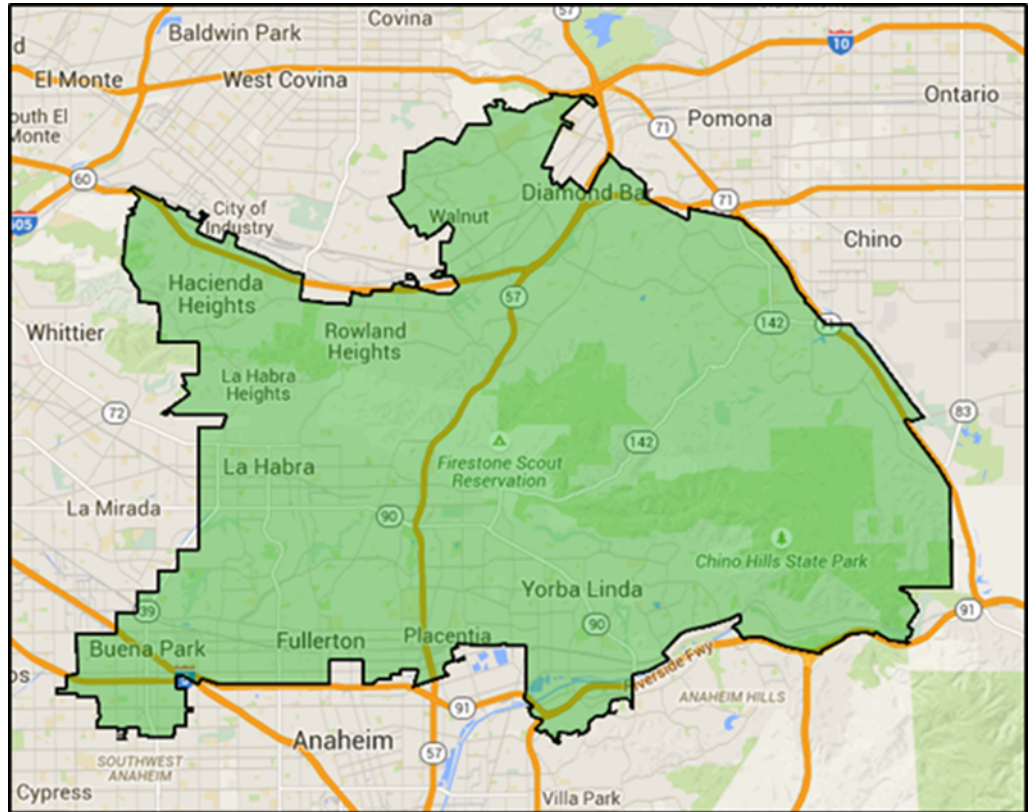
CA-39 (REP. ROYCE)

Presidential Results

- **Clinton: 51.1%**
- **Trump: 42.9%**

Congressional Results

- **Murdock: 42.8%,
112,679 votes**
- **Royce: 57.2%,
150,777 votes**



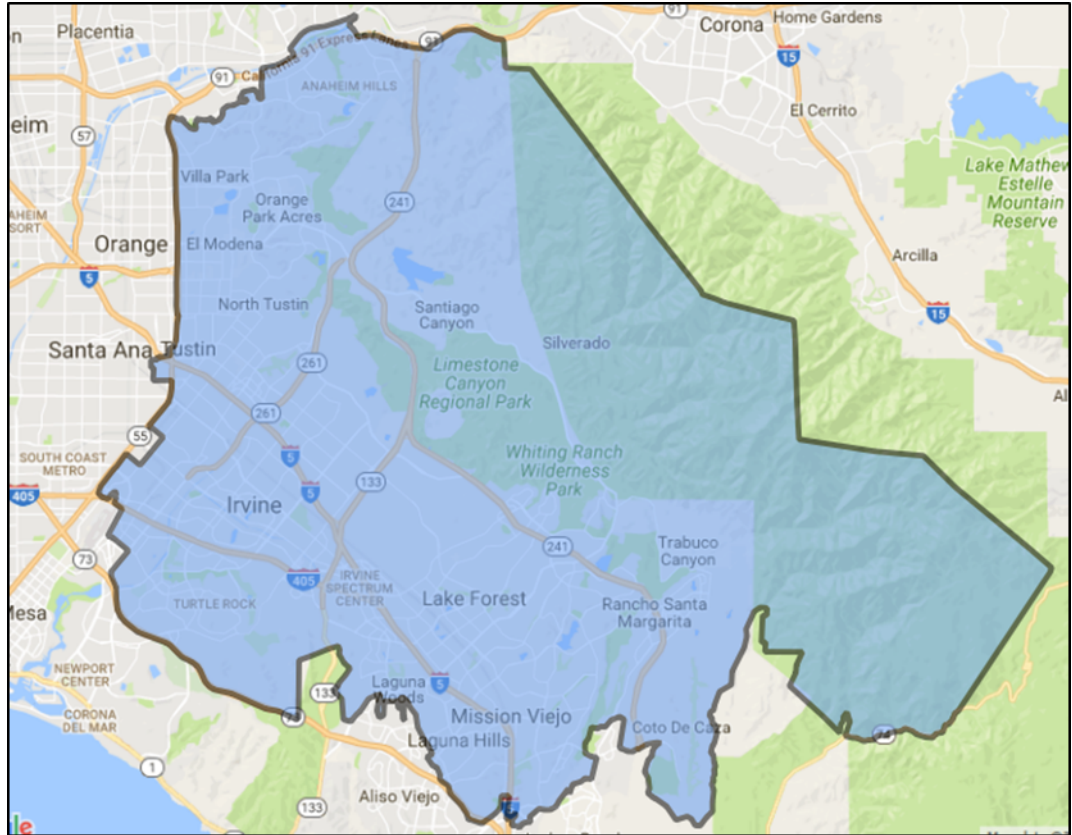
CA-45 (REP. WALTERS)

Presidential Results

- **Clinton: 49.8%**
- **Trump: 44.4%**

Congressional Results

- **Varasteh: 41.4%,
129,231 votes**
- **Walters: 58.6%,
182,618 votes**



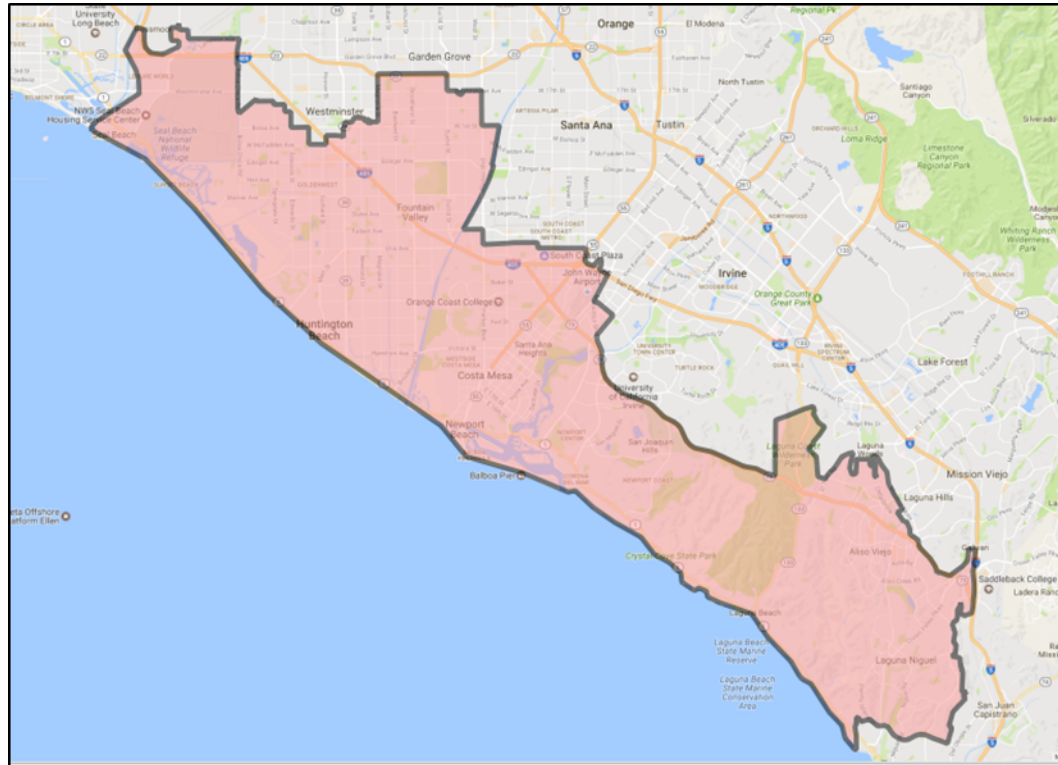
CA-48 (REP. ROHRABACHER)

Presidential Results

- **Clinton: 47.9%**
- **Trump: 46.2%**

Congressional Results

- **Savary: 41.7%,
127,715 votes**
- **Rohrabacher: 58.3%,
178,701 votes**



CA-49 (REP. ISSA)

Presidential Results

- Clinton: 50.7%
- Trump: 43.2%

Congressional Results

- Applegate: 49.7%, 154,267 votes
- Issa: 50.3%, 155,888 votes
- Lost by 1,621 votes



County Breakdown

- Orange: 78,773 votes cast (25.4%)
- San Diego: 231,382 (74.6%)



ACTIONS YOU CAN TAKE TO HELP TAKE BACK THE HOUSE

- Donate to L.I.E.U. Leadership PAC,
which supports Dem candidates**
- Donate to DCCC**
- Donate to individual candidates**
- Register people to vote**
- Volunteer in swing districts**
- Do social media supporting Democrats**

